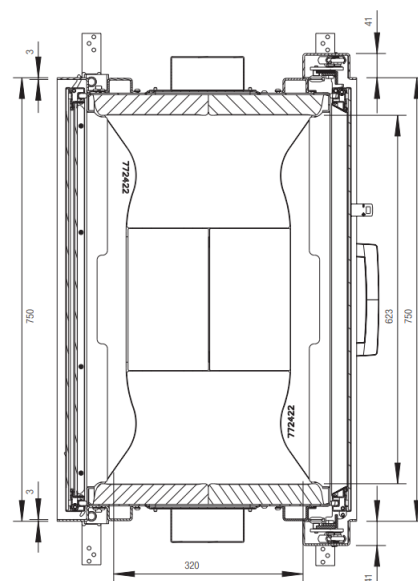
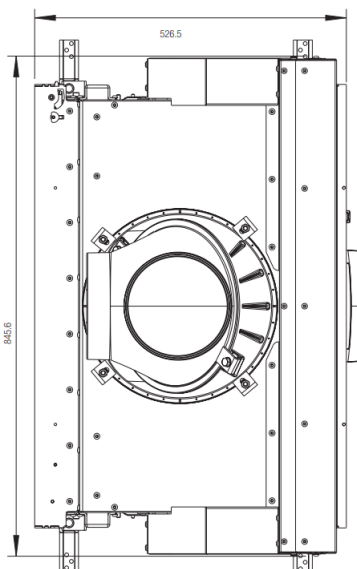
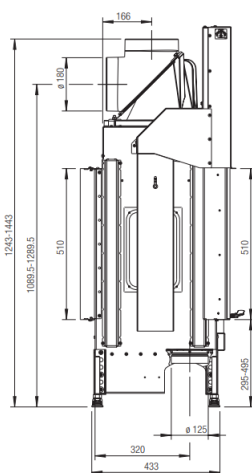
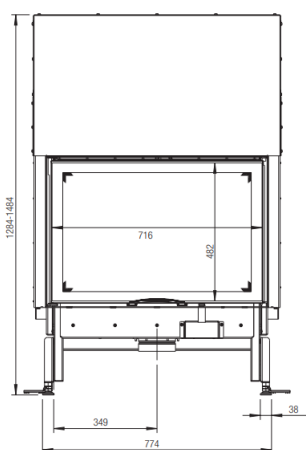


75X51-S-II-2.0



www.austroflamm.com

Dimensions and weight	
Height from [mm]	1238
Height to [mm]	1438
Width (body installation dimension) [mm]	846
Depth [mm]	527
Door frame height [mm]	510
Door frame width [mm]	750
Weight, basic appliance [kg]	197
Weight, HMS [kg]	-
Combustion chamber height [mm]	450
Combustion chamber width [mm]	624
Combustion chamber depth [mm]	326
Flue pipe outlet, diameter [mm]	180
Minimum distance to combustible materials - distance to rear dR [mm]	1600/1600
Minimum distance to combustible materials - left side dS_1 [mm]	200/200
Minimum distance to combustible materials - right side dS_2 [mm]	200/200
Minimum distance to adjacent combustible materials (e.g. furniture) dP [mm]	1600/1600
Minimum distance to combustible materials - floor in front dF [mm]	0/0
Minimum distance to combustible materials - bottom dB [mm]	75/75
Minimum distance to combustible materials - left side radiation area dL_1 [mm]	0/0
Minimum distance to combustible materials - right side radiation area dL_2 [mm]	0/0
Minimum distance to combustible materials - distance to ceiling dC [mm]	750/750
Safety distance to insulation, ceiling [mm]	400/400
Safety distance to insulation, left [mm]	100/100
Safety distance to insulation, rear [mm]	-
Safety distance to insulation, right [mm]	100/100
Safety distance to insulation, floor [mm]	0/0
Insulation material thickness to installation base [mm]	0/0
Insulation material thickness to ceiling [mm]	150/150
Minimum distance from non-flammable materials [mm]	50/50
Insulation material, left [mm]	100/100
Insulation material thickness, right [mm]	100/100
Insulation material, rear [mm]	-/-
Cross-section, convection outlet [cm ²]	1822/1822
Cross-section, convection inlet [cm ²]	1170/1170
Max. amount of firewood fuel to be deposited [kg]	2.8/2.8
Output	
Nominal heat efficiency [kW]	12.0/12.0
Minimum heat output [kW]	-/-
Maximum heat output [kW]	12.0/12.0
Energy efficiency class	A+/A+
Circulating air cross-section with metal heat recovery surface [cm ²]	2120/2120
Circulating air cross-section without metal heat recovery surface [cm ²]	1820/1820
Combustion air requirement [m ³ /h]	46.08/46.08
Minimum fuel throughput [kg/h]	-/-
Maximum fuel throughput [kg/h]	3.5/3.5
Outside air connection diameter [Ø mm]	125
Data for the chimney sweep	
Flue gas mass flow at nominal heat output [g/s]	13.07/13.07
Flue gas temperature [°C]	252/252
Minimum delivery pressure at nominal heat output [Pa]	13/13

Equipment	
Hinged door	No
Sliding door	Yes
Double pane	Yes
Pane curvature	Flat
Opening mechanism	Slide
Balanced flue - DiBt (German Institute for Structural Engineering)	-
Heat Memory System	-
Hypocaust in compliance with technical regulations	Yes