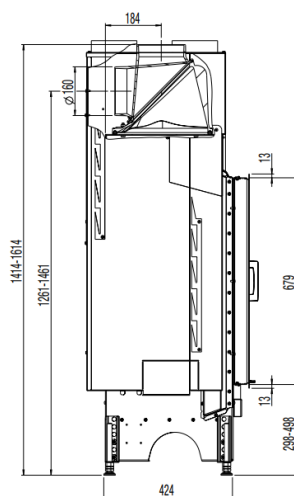
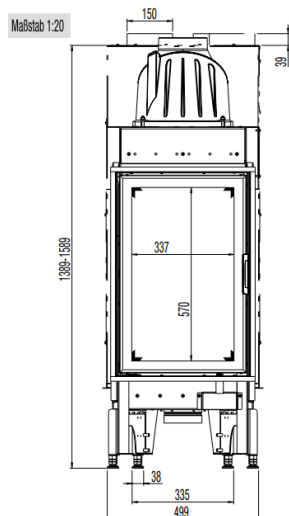


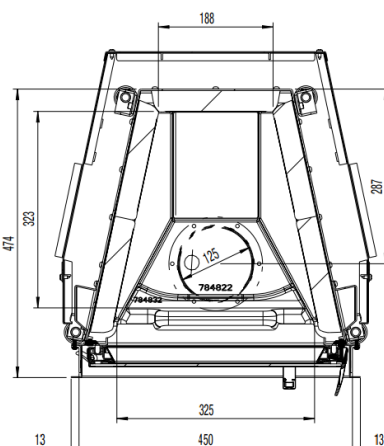
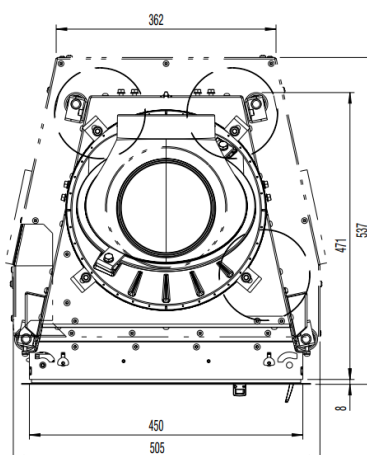
45X68-K-2.0



AUSTROFLAMM



Maßstab 1:10



www.austroflamm.com

Dimensions and weight

Height from [mm]	1410
Height to [mm]	1610
Width (body installation dimension) [mm]	511
Depth [mm]	477
Door frame height [mm]	680
Door frame width [mm]	456
Weight, basic appliance [kg]	111
Weight, HMS [kg]	49
Combustion chamber height [mm]	620
Combustion chamber width [mm]	188 / 336
Combustion chamber depth [mm]	323
Flue pipe outlet, diameter [mm]	160
Minimum distance to combustible materials - distance to rear dR [mm]	0
Minimum distance to combustible materials - left side dS_1 [mm]	0
Minimum distance to combustible materials - right side dS_2 [mm]	0
Minimum distance to adjacent combustible materials (e.g. furniture) dP [mm]	1500
Minimum distance to combustible materials - floor in front dF [mm]	560
Minimum distance to combustible materials - bottom dB [mm]	0
Minimum distance to combustible materials - left side radiation area dL_1 [mm]	400
Minimum distance to combustible materials - right side radiation area dL_2 [mm]	400
Minimum distance to combustible materials - distance to ceiling dC [mm]	750
Safety distance to insulation, ceiling [mm]	-
Safety distance to insulation, left [mm]	60
Safety distance to insulation, rear [mm]	60
Safety distance to insulation, right [mm]	60
Safety distance to insulation, floor [mm]	0
Insulation material thickness to installation base [mm]	0
Insulation material thickness to ceiling [mm]	-
Minimum distance from non-flammable materials [mm]	50
Insulation material, left [mm]	100
Insulation material thickness, right [mm]	100
Insulation material, rear [mm]	100
Cross-section, convection outlet [cm²]	700
Cross-section, convection inlet [cm²]	700
Max. amount of firewood fuel to be deposited [kg]	1.7

Output

Nominal heat efficiency [kW]	7.0
Minimum heat output [kW]	-
Maximum heat output [kW]	7.0
Energy efficiency class	A
Circulating air cross-section with metal heat recovery surface [cm²]	1000
Circulating air cross-section without metal heat recovery surface [cm²]	700
Combustion air requirement [m³/h]	26.88
Minimum fuel throughput [kg/h]	-
Maximum fuel throughput [kg/h]	2.1
Outside air connection diameter [Ø mm]	125

Equipment

Hinged door	Yes
Sliding door	No
Double pane	No
Pane curvature	Flat
Opening mechanism	Folding

- not available

Equipment

Balanced flue - DiBt (German Institute for Structural Engineering)	-
Heat Memory System	Accessories
Hypocaust in compliance with technical regulations	Yes

Data for the chimney sweep

Flue gas mass flow at nominal heat output [g/s]	6.1
Flue gas temperature [°C]	314
Minimum delivery pressure at nominal heat output [Pa]	10